

Smokeshield-S

The partition-forming smoke apron for high demands

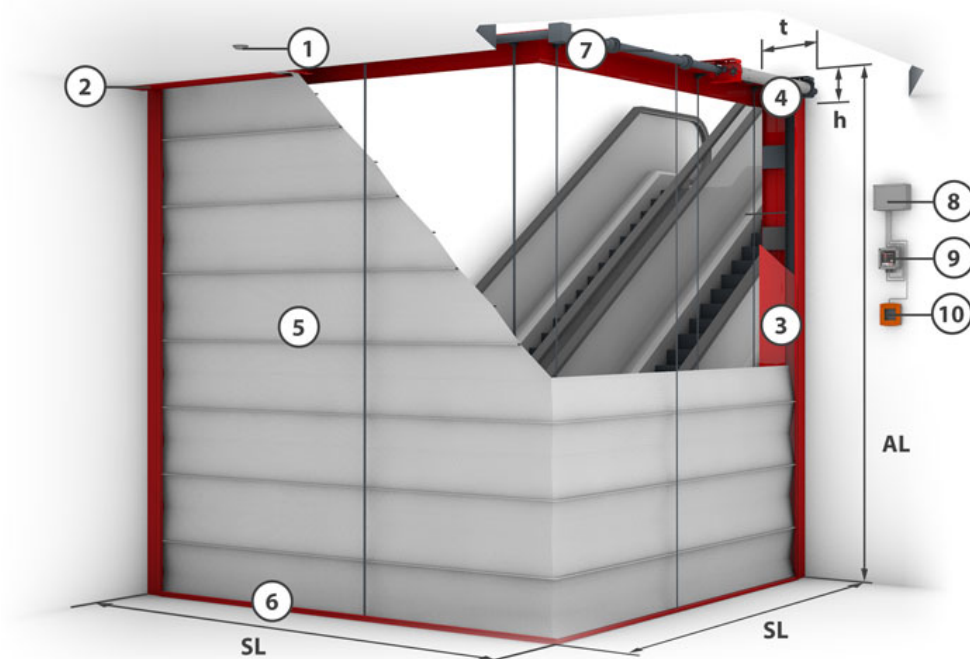
Product description

Rectangular and polygon-shaped floor space of the smoke apron
 Edge dimensions up to 16 m and drop lengths up to 6 m
 For high time class and temperature loads D120 (600 ° C)
 No remaining openings - neither in the upper area nor in the corners
 No supporting structure required - absolutely tight even in high pressure load situations
 Low installation height of the housing of approx. 125 mm and a drop length of < 3.0 m
 As standard with "Gravigen" drive system i.e. closing without external energy, fire-resistant cables are not necessary
 Redundant drive systems provide fall protection
 Also suitable (approved) for use as a floor-closing smoke apron

Type	Textile smoke apron	Closing cycles	C
Proof of usability	CE according to DIN EN 12101-1 • UL 1784	Guide type	Guide rails • without guide rails
Fabric	Ecotex 1100 A2	Classification	DH 120 • D 120 • Classification according to DIN EN 12101-1
Verification	Z - 56.429 - 916 (fabric) • IBS 08062415 • UB 3.3/ 10-018-1 • 0761-CPD-0060	Triggering	Approved hold-open system • To be provided on site
Closing direction	From top to bottom		

Constructive system design (System drawing)

Fabric	System width	Drop length (AL)	t	h
Ecotex 1100 A2	< 50 m	< 3 m	490 mm	125 mm
Ecotex 1100 A2	< 50 m	> 3 m - ≤6 m	490 mm	225 mm
Heliotex EW 90	< 50 m	< 2.2 m	490 mm	125 mm
Heliotex EW 90	< 50 m	> 2.2 m - ≤2.5 m	490 mm	225 mm
Heliotex EW 90	< 50 m	> 4.5 m - ≤6 m	490 mm	450 mm



1 = Smoke detector

2 = Casing

3 = Side guides

4 = Tubular motor

5 = Fabric

6 = Closing element

7 = Coil

8 = Control module

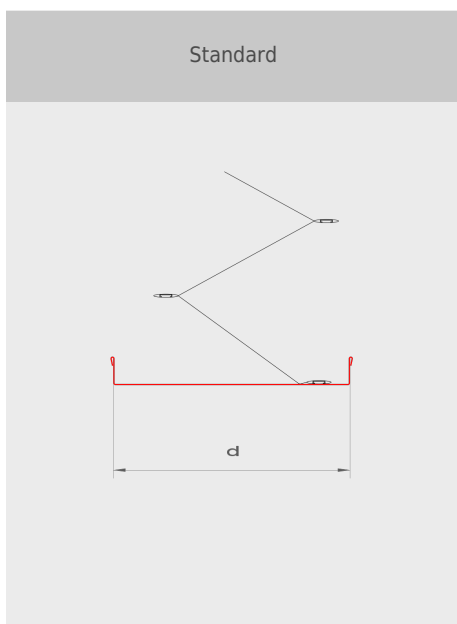
9 = Control with operating unit

10 = Manual release

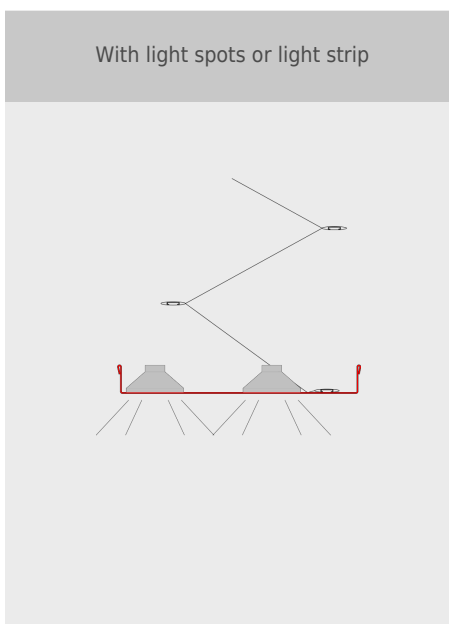
SL = System length

Closing strips

Standard

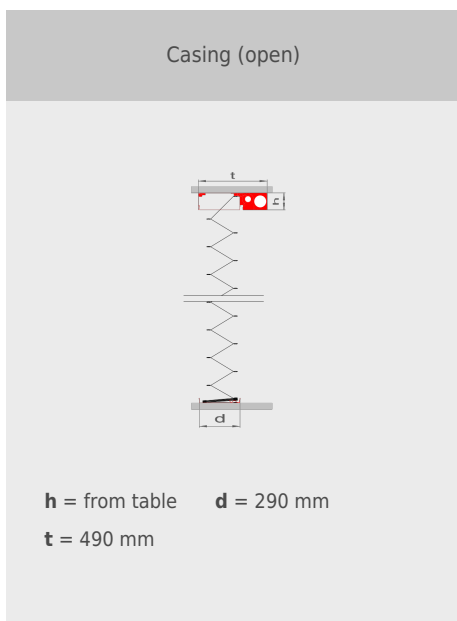


Special



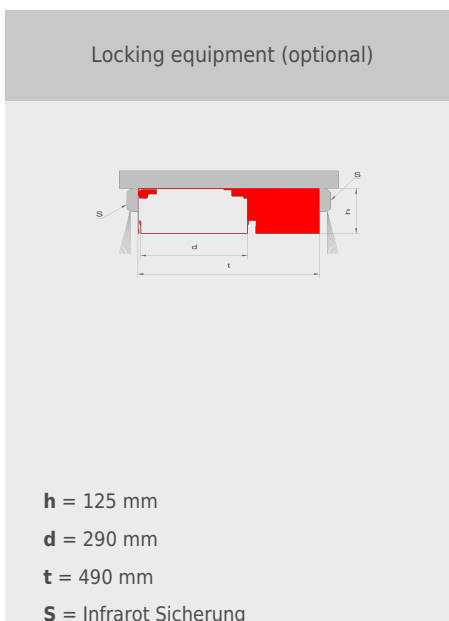
Casing

Standard



h = from table **d** = 290 mm
t = 490 mm

Special



h = 125 mm
d = 290 mm
t = 490 mm
S = Infrarot Sicherung