

## Stoebich Smoke Curtain X

The passable smoke barrier, but still ground-closing

### Product Description

The passable and floor-closing smoke curtain

Stripecoil is the optimum smoke protection for personal passage areas and in escape routes - designed for the temperature classes D = 1,112°F (for 120 min) and DH (ETK curve, for 30 min). Even at a width of 118.11", the passage will allow around 200 persons (even with strollers and wheelchairs) to pass per minute. The translucent fabric of the curtain ensures optimum light and visions conditions in passage areas. A soft and yielding closing edge also helps to minimise the risk of injury. The smoke curtain closes without any external energy with a 'Gravigen' drive motor.

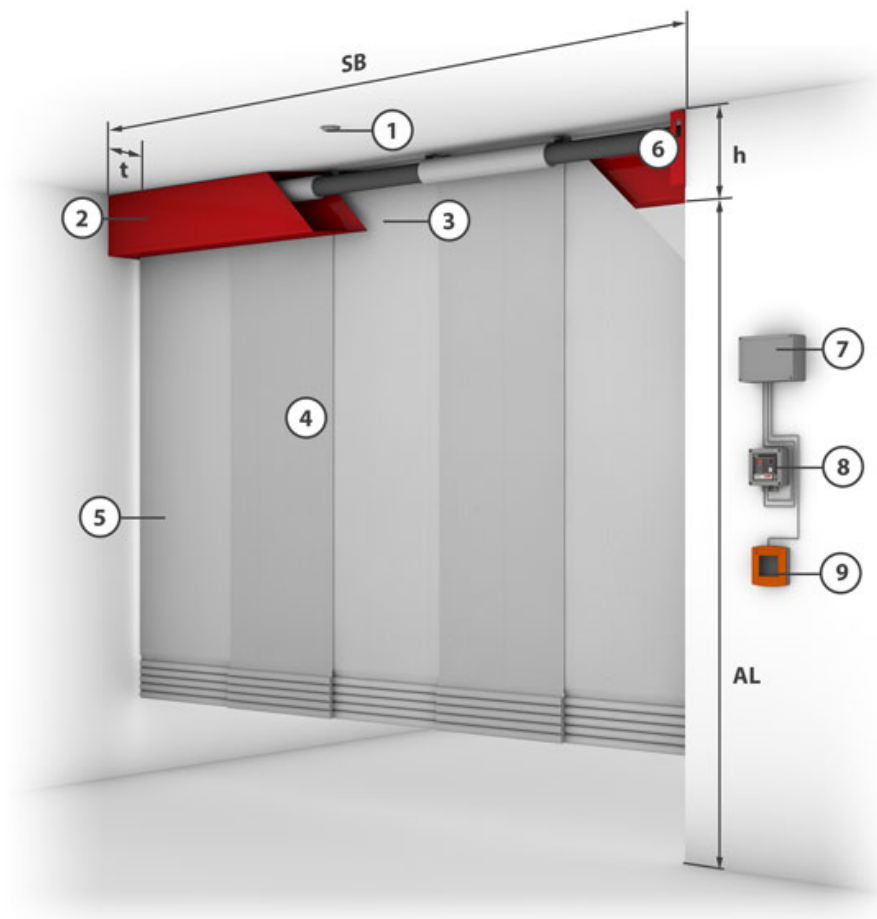
---

<b>construction type</b>	textile smoke curtain	<b>feasible size</b>	Up to 49.2 ft. wide or 11.5 ft. drop length (system limit)
<b>fabric</b>	Stoebich Fire & Smoke Fabric M	<b>classifications according to DIN EN 12101-1</b>	Klassifizierung nach DIN EN 12101-1
<b>proof</b>	Z - 56. 429 - 916		
<b>closing direction</b>	from top to bottom		

---

## Constructive structure (Two winding shafts)

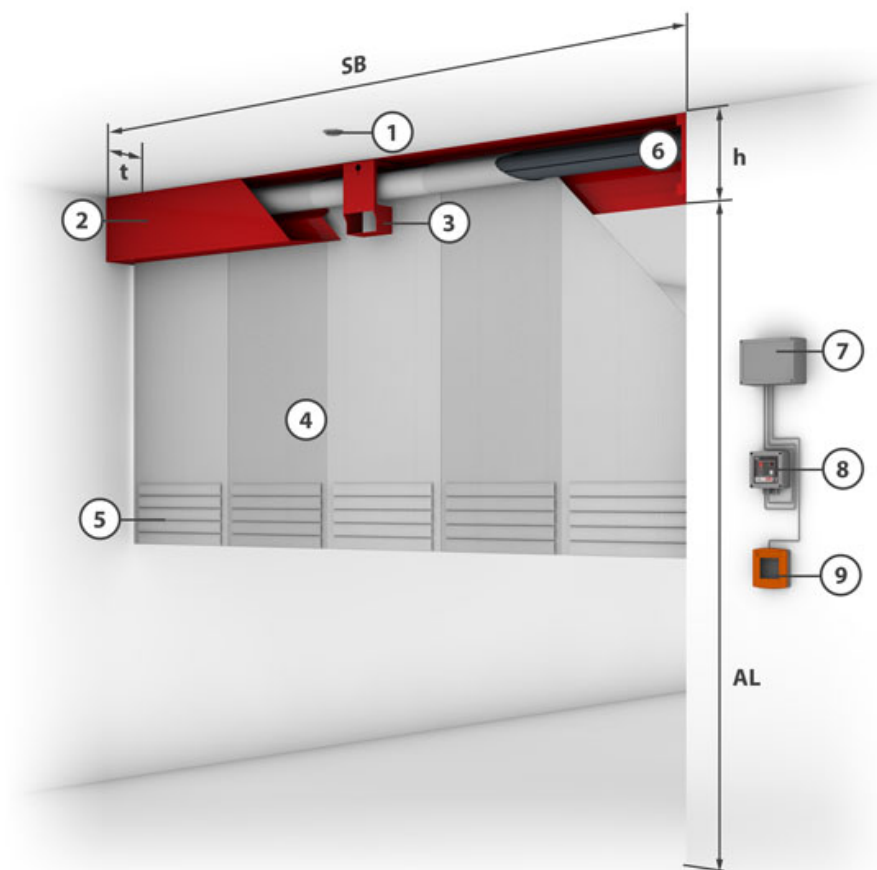
fabric	system width	drop length	t	h
Modutex 600 A2	> 1,4 m - ≤ 2,7 m	≤ 3,5 m	330 mm	270 mm
Modutex 600 A2	> 2,7 m - ≤ 15 m	≤ 3,5 m	330 mm	200 mm



- 1 = Smoke detector
- 2 = Casing
- 3 = Side guide
- 4 = Fixing bracket
- 5 = Fabric
- 6 = Closing element
- 7 = Tubular motor
- 8 = Control module
- 9 = Control with operating unit
- 10 = Manual release

## Constructive structure (One winding shaft)

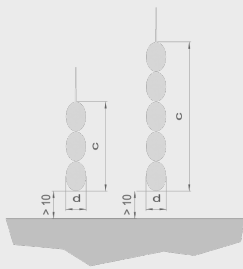
Fabric	system width (SB)	drop length (AL)	t	h
Modutex 600 A2	> 1 m - ≤ 1,8 m	≤ 3,5 m	190 mm	290 mm
Modutex 600 A2	> 1,8 m - ≤ 6 m	≤ 3,5 m	190 mm	225 mm



- 1 = Smoke detector
- 2 = Casing
- 3 = Side guide
- 4 = Fixing bracket
- 5 = Fabric
- 6 = Closing element
- 7 = Tubular motor
- 8 = Control module
- 9 = Control with operating unit
- 10 = Manual release

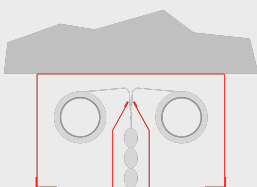
## bottom bar

flexible bottom bar with cut-resistant fabric

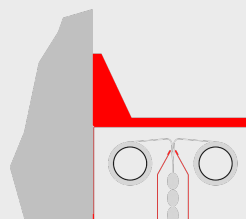


## alternatives for installation

Attached to the ceiling

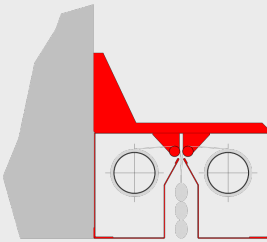


Attached to the wall

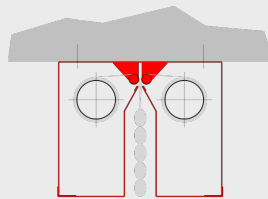


## housing

Multi-coil for wall mounting

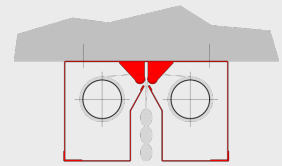


Multi-coil for ceiling mounting (270)



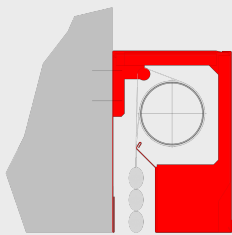
**SB** = ≤ 2,7 m

Multi-coil for ceiling mounting (200)

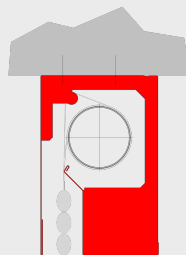


**SB** = > 2,7 m

Single coil for wall mounting



Single coil for ceiling mounting



## side guides

