

Stoebich Fire & Smoke Curtain E

The economical textile fire protection closure
with the highest level of standardisation

Product Description

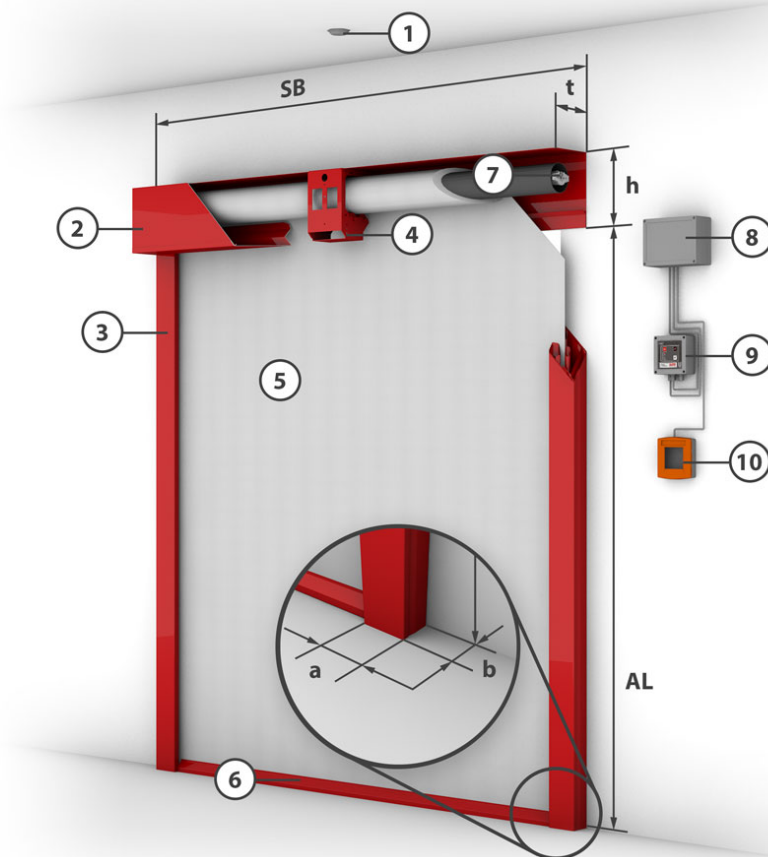
- High standardization and thus economic partitioning system up to maximum widths of 19.7' and a roll-off length of up to 26.2', or a width of up to 23.0' and a roll-off length of up to 5m as standard with "Gravigen" drive system.
- Close without external energy, no fire-resistant cables necessary
- High number of cycles of the motors of 10,000 cycles
- Various protection goals achievable through different types of fabric. Large fire curtain systems at least class C 1
- Optional: safety contact strip, optional spring-loaded bottom bar

construction type	textile fire protection curtain	closing direction	from top to bottom
fabric	Stoebich Fire & Smoke Fabric H • Fire & Smoke Fabric E	fire resistant	E 30 • E 60 • E 90 • EW 30 • EW 60 • 90 minutes fire rating according to UL 10D, 20 minutes fire rating according to UL 10B, UL 10C, NFPA 252 • Classified in compliance with DIN EN 13501-2
fire load free zone	Meet backface temperature 250°F with sprinkler as compensation	closing cycle	10,000 cycles (drive unit)
proof	UB III/B-06-005 • 3102/717/07 • UB 3.1/09-021 • UB III/B-08-012 • UB III/B-08-016 • UL 10 (b) (2009) • UL 10 (c) (2009) • UL 10 (d) (2009) • NFPA 252 (2012)		

Constructive structure (system drawing)

Fabric	System width (SB)	Unrolled length (AL)	t	h
Stoebich Fire & Smoke Fabric E	≥ 3.6' - ≤ 9.8'	≤ 9.8'	7.87"	8.66"
Stoebich Fire & Smoke Fabric H	≥ 3.6' - ≤ 9.8'	≤ 9.8'	7.87"	8.66"


(Special sizes on request - Technically possible up to a width of 23.0' (Stoebich Fire & Smoke Fabric E) or 19.7' (Stoebich Fire & Smoke Fabric H))




- | | | | |
|---------------------------------|---------------------|-------------------|--------------------|
| 1 = Smoke detector | 2 = Casing | 3 = Side guide | 4 = Fixing bracket |
| 5 = Fabric | 6 = Closing element | 7 = Tubular motor | 8 = Control module |
| 9 = Control with operating unit | 10 = Manual release | | |

bottom bar

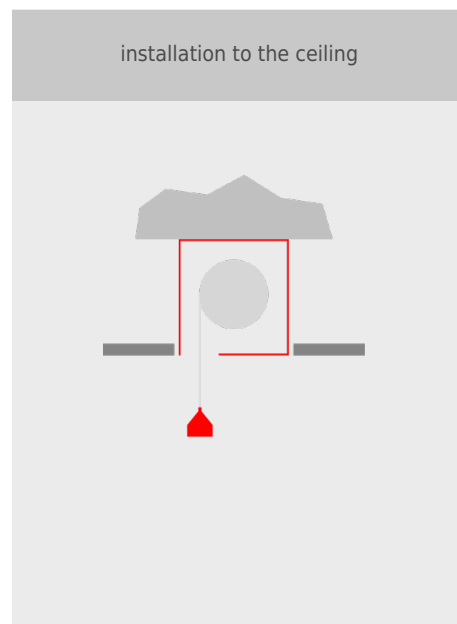
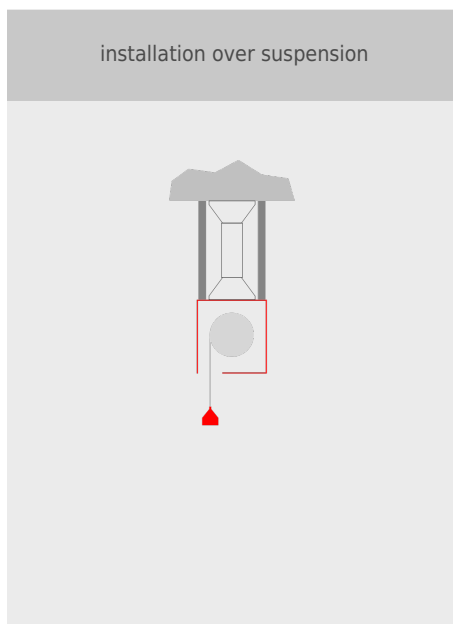
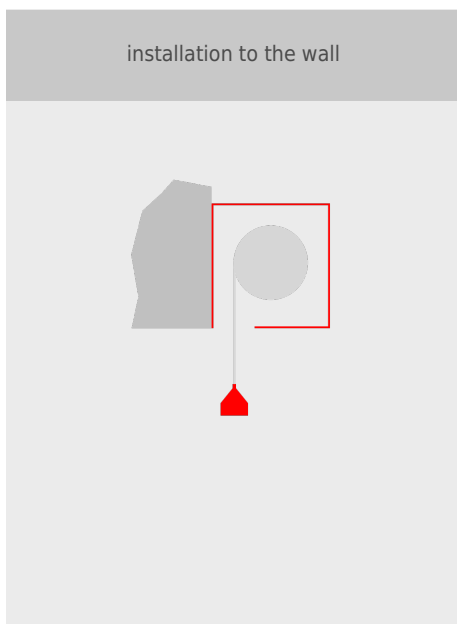
Standard



Special



alternatives for installation



side guides

