

Stoebich Smoke Curtain T

The tight smoke protection closure with the classification for high pressures and a smoke temperature of 392 °F

Product Description

Efficient smoke protection curtain at high pressure levels and smoke temperatures up to 392 °F: The Stoebich Smoke Curtain T smoke protection curtain offers reliable protection against smoke penetration and satisfies the requirements defined for smoke protection closures acc. to DIN 18095-1. The system is approved up to a size of 23' x 14.8' - larger dimensions are technical feasible and can be realised on request. The Stoebich Smoke Curtain T can securely seal uneven floors by means of its elastic closure strip. In combination with other compensation measures and the use of fire protection fabric, additional protection goals can be realised. The curtain is closed without power using the force of gravity. In accordance with fire tests the Stoebich Smoke Curtain T smoke protection curtain (if the correct fabric is used) can withstand the effects of the fire for more than 90 minutes and also reduces the radiation heat.

closing direction

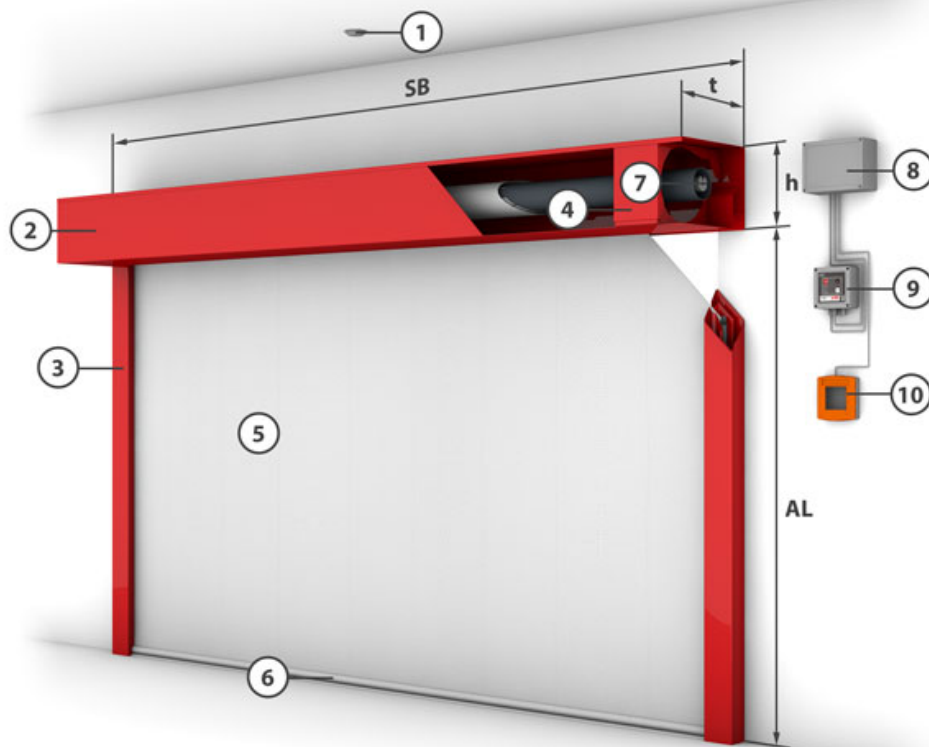
from top to bottom

closing cycle

C self-closing • C1 number of closing cycles 500 • 10,000 cycles (drive unit)

Constructive structure (System drawing)

Fabric	System width	Unrolled length t	t (mm)	h (mm)	Note
Stoebich Fire & Smoke Fabric P / E	< 32.8'	≤ 19.7'	13.78"	10.24"	
Stoebich Fire & Smoke Fabric P / E	< 16.4'	≤ 14.8'	11.22"	7.87"	
Stoebich Fire & Smoke Fabric P / E	< 11.5'	≤ 11.5'	7.48"	11.41"	
Stoebich Fire & Smoke Fabric P / E	< 23'	≤ 16.4'	11.41"	14.17"	
Stoebich Fire & Smoke Fabric E	< 23'	≤ 10.5'	13.78"	10.24"	
Stoebich Fire & Smoke Fabric E	< 16.4'	≤ 8.2'	11.22"	7.87"	Only for ceiling-mounting
Stoebich Fire & Smoke Fabric E	< 11.5'	≤ 6.6'	7.48"	11.41"	
Stoebich Fire & Smoke Fabric E	< 19.7'	≤ 9.8'	11.41"	14.17"	



1 = Smoke detector

2 = Casing

3 = Side guide

4 = Fixing bracket

5 = Fabric

6 = Closing element

7 = Tubular motor


8 = Control module

9 = Control with operating unit

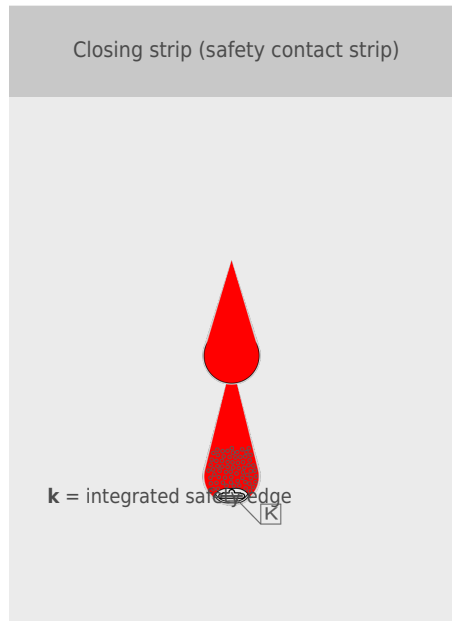
10 = Manual release

bottom bar

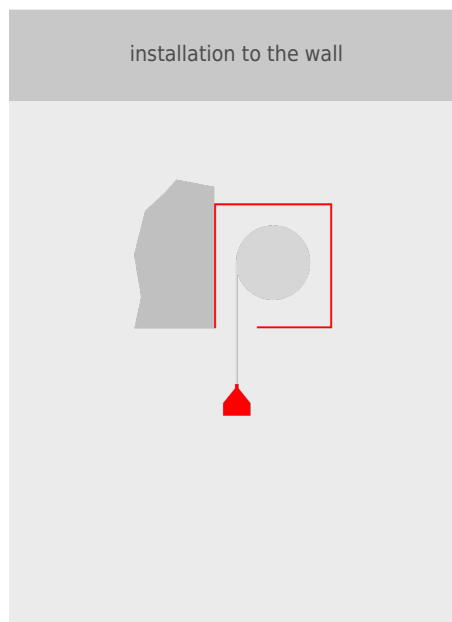
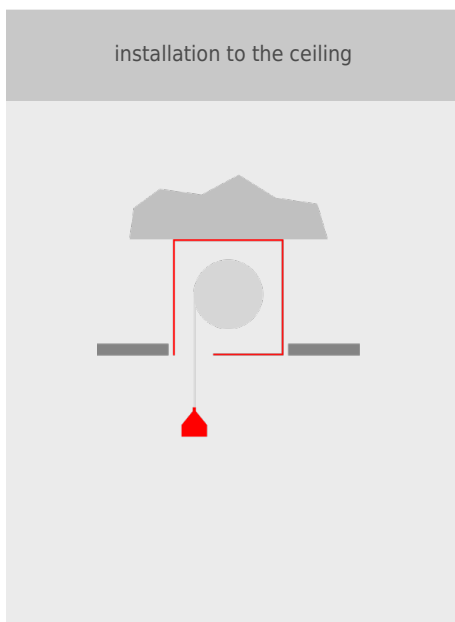
Standard



Special



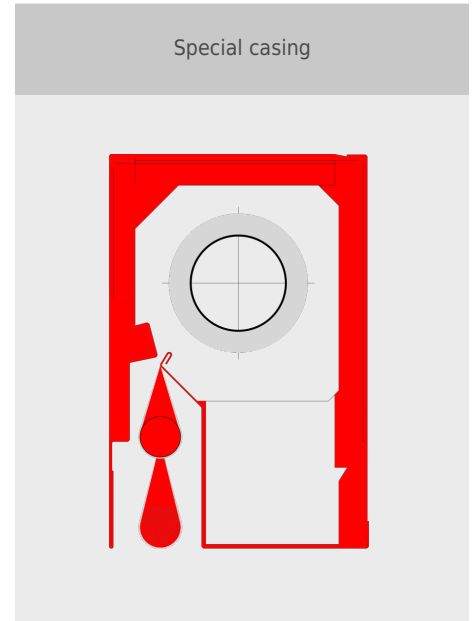
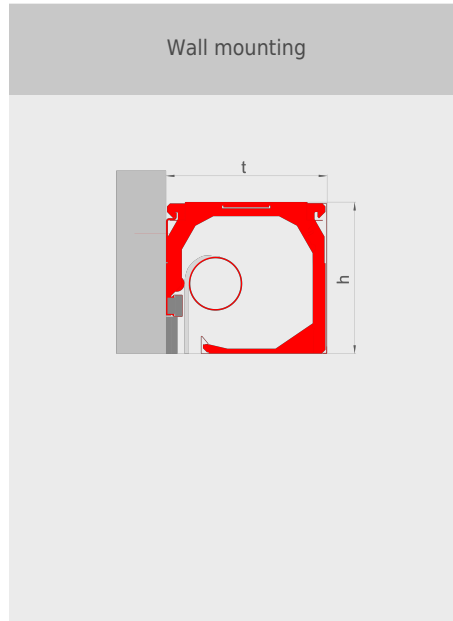
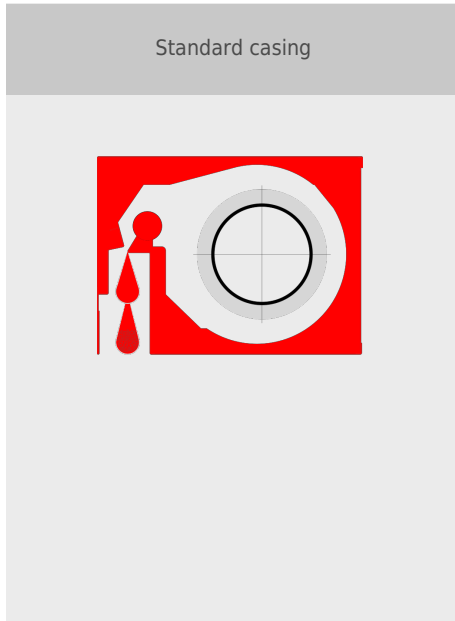
alternatives for installation



housing

Standard

Special



side guides

